



### District Report Card: 2017


<b>State:</b> Arunachal Pradesh	<b>District:</b> Kra Daadi
<b>Class:</b> 8	<b>Subject:</b> Mathematics
<b>Schools:</b> 38	<b>Students:</b> 290


### Participation/Coverage


#### Students

<div>GENDER</div> <div></div>	Boys		Girls	
	Number	%	Number	%
	147	50.69	143	49.31

<div>AREA</div> <div></div>	Rural		Urban	
	Number	%	Number	%
	221	76.21	69	23.79

<div>CATEGORY</div> <div></div>	SC		ST		OBC		GEN	
	Number	%	Number	%	Number	%	Number	%
	2	0.69	287	98.97	1	0.34	0	0.00

<div>CWSN</div> <div></div>	LD	VI	HI	S&LD	ID	Oth
	0	0	0	5	0	8

<div>Management</div> <div></div>	Government		Government-aided	
	Number	%	Number	%
	243	83.79	47	16.21

### Average Performance of Students in Mathematics (%)

Overall	Gender		Area		Management		Social Group			
	Male	Female	Rural	Urban	Govt.	Aided	SC	ST	OBC	GEN
38.30	33.65	43.08	40.94	29.86	32.87	66.38	50.00	38.28	20.00	0.00

## Performance on Learning Outcomes (LOs)

Learning Outcomes	Description	Average Performance(%)
M601	Solves problems involving large numbers by applying appropriate operations	44.20
M606	Solves problems on daily life situations involving addition and subtraction of fractions / decimals	44.20
M620	Finds out the perimeter and area of rectangular objects in the surroundings like floor of the class room, surfaces of a chalk box etc.	33.64
M621	Arranges given/collected information in the form of table, pictograph and bar graph and interprets them	36.96
M702	Interprets the division and multiplication of fractions	23.10
M705	Solves problems related to daily life situations involving rational numbers	38.62
M706	Uses exponential form of numbers to simplify problems involving multiplication and division of large numbers	32.89
M707	Adds/subtracts algebraic expressions	50.00
M710	Solves problems related to conversion of percentage to fraction and decimal and vice versa	27.63
M717	Finds out approximate area of closed shapes by using unit square grid/graph sheet	36.23
M719	Finds various representative values for simple data from her/his daily life contexts like mean, median and mode	62.15
M721	Interprets data using bar graph	43.42
M801	Generalizes properties of addition, subtraction, multiplication and division of rational numbers through patterns	30.26
M802	Finds rational numbers between two given rational numbers	24.34
M803	Proves divisibility rules of 2, 3, 4, 5, 6, 9 and 11	42.75
M804	Finds squares, cubes, square roots and cube roots of numbers using different methods	44.08
M808	Uses various algebraic identities in solving problems of daily life	32.89
M812	Verifies properties of parallelogram and establishes the relationship between them through reasoning	31.54
M818	Finds surface area and volume of cuboidal and cylindrical object	13.82
M819	Draws and interprets bar charts and pie charts	46.90

Range of Performance of Students who Answered Correctly							
Below 30%		30% - 50%		50% - 75%		Above 75%	
Number	%	Number	%	Number	%	Number	%
114	39.31	102	35.17	57	19.66	17	5.86

## Lowest Performing Learning Outcomes (LOs)

- 1 - Finds surface area and volume of cuboidal and cylindrical object (13.82)
- 2 - Interprets the division and multiplication of fractions (23.10)
- 3 - Finds rational numbers between two given rational numbers (24.34)

4 - Solves problems related to conversion of percentage to fraction and decimal and vice versa (27.63)

5 - Generalizes properties of addition, subtraction, multiplication and division of rational numbers through patterns (30.26)